

ESTHER – WEEK 6 – JULY 6–10





“GOD’S HEROES HAVE POWER!”

Wow! You’re half way through Super Hero Training Camp! Way to go! This week you’ll be learning about Esther. She was a Jewish girl who was chosen to be the wife of King Xerxes. King Xerxes was not Jewish and did not know God. Many people in his government did not like the Jewish people and wanted to harm them. Esther’s Uncle Mordecai encouraged her to be brave and to use her power to talk to the King and save her people. **God’s heroes have power!** and we need to use it in ways that help others, not just ourselves. Esther did not grow up as someone with power, but when God gave it to her, she used it in a way that pleased Him!
Let’s say it nice and loud together....**God’s heroes have power!**

Memory Verse for the Summer - Hebrews 12:1 NIRV

- ★ **Pre-School:** Let us keep on running the race marked out for us.
- ★ **Elementary:** A huge cloud of witnesses is all around us. So let us throw off everything that stands in our way. Let us throw off any sin that holds on to us so tightly. And let us keep on running the race marked out for us.

		Activity
Required - Complete all	Scripture	<p>When Esther became queen, there was a high ranking official named Haman who did not like the Jews and had a plan to destroy them. (Remember that Esther was Jewish!) Esther’s cousin Mordecai, who had raised Esther, learned about this plan and he went to her to ask for help.</p> <p>Read what happened in chapter 4 of Esther. (Younger kids - just read verses 13 and 14)</p> <p>Queen Esther used her power and went to King Xerxes to request that her life and the lives of her people would be spared (Esther 7:3-4 and 8:5-6). The king issued these decrees!</p> <p>Read what happened in Esther 9:1-4. The Jewish people were saved because Esther used her power!</p>
	Video	<p>Elementary kids - watch this video and then check out this week’s song from our VBS YouTube playlist! Search Youtube for “The Story of Esther Bible Story by Kids on the Move”</p> <p>Pre-School kids, you may enjoy this version. Veggie tales also has a Queen Esther episode! Search YouTube for “Esther – Bible stories for kids by Little Big Heroes” or “VeggieTales Full Episode – The Girl Who Became Queen”</p>
	Response Activity	<p>Queen Esther used the power she had and spoke up courageously for her people. Ask God if there is a place that He wants you to use your courage and power to speak up for someone else. Thank Him for a time that someone else has spoken up for you!</p>

	Memory Verse Activity	Voice Change Challenge Read (or say without looking!) the memory verse using all of these different voices: a robot voice, sleepy voice, rockstar voice, pirate voice, whisper, whale voice, holding your nose, normal voice and super fast!	Supplies: Print this worksheet if you want to mark off each voice type as you complete it!
Optional - Complete at least Two Categories (i.e. game and snack OR craft and service)	Game Options	1 - Graceful Race This is a race to see if you can balance a book on your head gracefully without it falling.  <i>Book balancing relay race for Esther</i>  2 - King Chase Queen You need two people to play this game. For an indoor version - you'll need space to walk around and something to balance on your head, like a light book. For an outdoor version - go outside and use big, soaking wet car wash sponges on your head! 	Supplies: A book to balance Space to race Supplies: Something to balance on your head -- for extra outside fun, two big car wash sponges!
	Craft Options	1 - King's Scepter In Esther 5:2 the King reached out his scepter to Queen Esther. Now you can make your own! With aluminum foil! 	Supplies: Aluminum foil and decorations (using a dowel and foam ball under the foil may help with shaping but is not necessary!)

2 - [Making Power](#)

God's heroes use their power...can you harness the power from a potato to light up the light bulb?? Must do with PARENT supervision!



Supplies:

2 potatoes
2 nickel nails or screws
2 copper wires
Hot glue gun

[Watch this video](#)

Or search YouTube for "Free Energy Light Bulbs – 220v using potato by easy ideas"

Snack Options

1 - **Fruit Scepter**

Make a fruit scepter with a skewer and cut up fruit!



Supplies:

1 skewer
Cut up pieces of fruit
(such as watermelon, apple, melon or strawberries)

2 - **Snack Scroll**

Spread jelly, peanut butter, or your other favorites spread topping on a tortilla. Then roll up to look like a scroll that a law would have been written on!



Supplies:

1 Tortilla
Favorite spread

	Service Project Options	<p>1 - Help Prepare a Meal Esther invited the King and Haman to a dinner she had prepared. So now you can help prepare a meal at your house!</p> <p>2 - Deliver a meal As a family, prepare and deliver a meal to a family who may need it or would be blessed by it! Or even invite them over to have the meal with you!</p>	<p>Supplies: Helping Hands</p> <p>Supplies: Family and food</p>
--	--------------------------------	---	---

****Remember to “turn in” the work for the activities you do you can click and fill out the online form in your email or turn in your checklist to a teacher at church. You can upload pictures or videos of your fun, or just mark ‘done.’ We’d love to see what you do!**

If you turn it in at church we will give you the badge. If you do it online we will deliver your badge in the next couple weeks.