


DAVID – WEEK 5 – JULY 12–18

“GOD’S HEROES HAVE HEART!”

This week we’re learning about David! David’s many adventures are written about often in scripture and he is called a “man after God’s own heart” (1 Sam 13:14). We can learn many lessons from David’s life, the way he followed God and the psalms that he wrote, but this week we’re learning that **God’s heroes have heart!** David found himself in a tricky situation with King Saul and he chose mercy and forgiveness, showing his heart for God. David can teach us to have heart, too! Even when we have been treated unfairly, we can show our heart and have mercy and forgiveness for everyone around us. Ready to train? Say it as loud as you can...**God’s heroes have heart!**

Memory Verse for the Summer - Hebrews 12:1 NIRV

- ★ **Pre-School:** Let us keep on running the race marked out for us.
- ★ **Elementary:** A huge cloud of witnesses is all around us. So let us throw off everything that stands in our way. Let us throw off any sin that holds on to us so tightly. And let us keep on running the race marked out for us.

		Activity	
Required - Complete all	Scripture	David’s life is written about in many places in scripture. For this week, read the story of when David offered King Saul mercy: Older kids - Read 1 Samuel 24 . Younger kids - Read 1 Samuel 24:1-11	
	Video	Watch David gives Saul Mercy – If link does not work search YouTube for “David and Saul” by Saddleback Kids Then, check out this bonus video: David’s Prayers – Or search “David’s Prayers” by Saddleback Kids	
	Response Activity	David wrote many psalms (poems or songs) to God. This week, take some time to talk to God. Then write a prayer or psalm to God just like David did. For examples of Psalms look at some in the Bible, like Psalm 23 (one of the most well-known Psalms).	
	Memory Verse Activity	Building Block Verse Write or type the Bible verse onto a sheet of paper. Cut the verse into individual words and tape each word to a building block. (Duploes or Mega-Blocks work great!) Mix the words. Repeat the verse several times with your child. Then, challenge your child to use the building blocks to build a wall or shape, while getting the Bible verse words in the correct order.	Supplies: Blocks like duplos, legos, etc. Paper Scissors Something to write with 

Optional - Complete at least Two Categories

(i.e. game and snack OR craft and service)


Game Options

1 - Mended Heart Race

David had to forgive Saul for how he treated them. For this game, cut out different colored hearts out of paper. Then cut or tear the hearts in half. Scatter them around the room or backyard and have a race to see how quickly you can find them and tape them back together! Each time you grab one side of a heart say "I'm Sorry" and each time you grab the other side of the heart say "I forgive you". If playing with 2 or more people then each team can be a certain color heart and race each other!

2 - Bingo

Download and print the David Bingo. The last page will be what you cut out and draw from a hat or other container. Make sure you have something to mark the squares on your Bingo sheet, like a coin or marker.



Supplies:

Different colored paper to cut out hearts
Scissors
Tape
Space to run

Supplies:

[Bingo sheet\(s\) and Pictures](#)
If the link does not work go to <https://drive.google.com/file/d/1528CwwFWfL7xPQnJqL5rV1cSu-ty2-h/view>
Scissors
Hat or something to draw pictures out of
Something to mark squares in Bingo!

Craft Options

1 - [Target for Arrows](#)

In 1 Samuel 20, you can read about how King Saul's son, Jonathan, helped David know it was time to run away from Saul by shooting arrows at a target. Create your own arrow with a pen and these printable feathers and target for your own target practice.




Supplies:

Printer for [these worksheets](#)
Pen

If the link does not work go here https://www.jesus-without-language.net/wp-content/cache/page_enhanced/www.jesus-without-language.net/jonathan-1-saamel-20-play-make//index.html_gzip

2 - Homemade Harp
David played the harp for King Saul (1 Samuel 16:14-23). Try your hand at making your own harp! If you really want it to make noise, try these harps using an [embroidery hoop](#), or a [pan from the kitchen](#). If you just want it for looks, [try this one out](#).



Supplies:
For harps that work -
Rubber bands
Embroidery hoop or pan from kitchen

For craft harp -
Paper
Yarn
Markers or crayons
Hole punch

If links don't work go here:
https://www.ehow.com/how_5671760_build-musical-instrument-school.html

<https://www.secondstorywindow.net/lucky-science-irish-harp/>

<https://craftingthewordofgod.com/2013/08/24/davids-harp/>



Snack Options

David eventually became King! Try these yummy crown snacks.

1 - Crown Sandwich
Make a peanut butter and jelly, or your other favorite sandwich filling between 2 pieces of bread. Then cut out some triangle pieces to make a crown!



Supplies:
2 pieces of bread
Peanut butter and jelly -OR-
Other sandwich fillings
Butter knife to cut out triangles

		<p>2 - Fruit Crown Using a piece of pineapple and some grapes, make a crown!</p> 	<p>Supplies: Pineapple Grapes</p>
	<p>Service Project Options</p>	<p>1 - Prayer Pail Create the prayer pail and ask people for their prayer requests. Write them on a popsicle stick and pray for each and every prayer request!</p>  <p>2 - Giving Mercy When someone this week does something that you do not like or is mean to you, give them mercy! This means, you are not mean back, but instead let them know that you still love and respect them.</p>	<p>Supplies: A bucket, pail or cup Popsicle sticks or slips of paper to write on. Something to decorate your pail. Something to write with.</p> <p>Supplies: A merciful heart!</p>

****Remember to “turn in” the work for the activities you do you can click and fill out the online form in your email or turn in your checklist to a teacher at church. You can upload pictures or videos of your fun, or just mark ‘done.’ We’d love to see what you do!**

If you turn it in at church we will give you the badge. If you do it online we will deliver your badge in the next couple weeks.