

SAMUEL – WEEK 3 – JUNE 29–JULY 4




“GOD’S HEROES HAVE PURPOSE!”


*It's week 3! Are you feeling more like a superhero for God yet? This week we will learn about Samuel. Samuel has many important 'superhero' deeds in scripture, but this week we'll read and learn about how he heard God call him at a young age..maybe as old as you are now! God had a special purpose for him, just like He does for you! **God's heroes have purpose!** Samuel heard God's voice and God shared with Samuel what his purpose in life would be. We'll be thinking a lot this week about listening and being quiet to hear God's voice. That's the best way to figure out your purpose, and ALL of us have a special mission from God. Say it nice and loud...**God's heroes have purpose!***

Memory Verse for the Summer - Hebrews 12:1 NIRV

- ★ **Pre-School:** Let us keep on running the race marked out for us.
- ★ **Elementary:** A huge cloud of witnesses is all around us. So let us throw off everything that stands in our way. Let us throw off any sin that holds on to us so tightly. And let us keep on running the race marked out for us.

		Activity	
Required - Complete all	Scripture	Read 1 Samuel Chapter 3 (the whole chapter).	
	Video	Samuel Hears from God Search YouTube for Samuel hears from God by Saddleback Kids	
	Response Activity	We have to listen to God to know what our purpose is in this life. Find a quiet spot in your house or outside in your yard. Ask God to speak to you and teach you to hear His voice. Remember, you probably won't hear His voice out loud, but you will learn to recognize it in your heart if you keep asking and practicing. Take quiet time each day this week and ask God to speak to you.	
	Memory Verse Activity	Verse Puzzler Write or type the memory verse on a piece of paper, then cut out the pieces like a puzzle to mix up and put back together. If you want, check out these great puzzle templates to print, then write the verse on top. If link does not work go here: https://www.timvandevall.com/make-your-own-jigsaw-puzzle-templates/	Supplies: Paper Scissors Something to write with

<p>Optional - Complete at least Two Categories</p> <p>(i.e. game and snack OR craft and service)</p>	<p>Game Options</p>	<p>1 - What do I hear? Close your eyes while someone makes noises with different things around the house. See if you can identify what it is that makes each noise.</p> <p>2 - How well do you listen? Do the quiz on the back and see who can complete it the fastest!</p>	<p>Supplies: Different things around the house that you can use to make noises. Some loud and some soft.</p> <p>Supplies: Something to write with and the quiz on the back page.</p>
	<p>Craft Options</p>	<p>1 - Wind Chimes Using used tin cans, string and decorating supplies. Create your very own Wind Chime!</p>  <p>2 - Wake up Samuel! Using a paper bag, draw a sleeping face to make a puppet that looks like Samuel asleep. Then on the inside of the flap draw an awake face for when Samuel is awake to listen to God!</p> 	<p>Supplies: A few Cleaned out tin cans Paint, String, and a few metal washers Hammer and Nail</p> <p>Supplies: Paper Bag Markers or other coloring supplies</p>
	<p>Snack Options</p>	<p>1 - Xylophone Cracker Using a graham cracker as the base, attach m and m's with frosting to look like a xylophone! Then use two pretzels and marshmallows to make the mallets!</p> 	<p>Supplies: Graham cracker Several M and M's Frosting 2 pretzels 2 Marshmallows</p>

		<p>2 - Samuel S'More Make a S'More where the bottom graham cracker is the bed, chocolate as the mattress, Samuel as the marshmallow, and the top Graham cracker is the blanket. Cook over a fire, in the oven or in the microwave!</p> 	<p>Supplies: 2 Graham Crackers 1 Chocolate 1 Marshmallow</p>
	Service Project Options	<p>1 - Samuel Bed Making Make your bed at least 3 times this week! Bonus points if you make the bed for someone else who lives in your house!</p> <p>2 - Listening Ears Pick someone to talk to. Then practice listening really well to what they say. See if you can remember everything that they said in the conversation because you were listening so well!</p>	<p>Supplies: Your bed!</p> <p>Supplies: Listening ears!</p>

****Remember to “turn in” the work for the activities you do you can click and fill out the online form in your email or turn in your checklist to a teacher at church. You can upload pictures or videos of your fun, or just mark ‘done.’ We’d love to see what you do!**

If you turn it in at church we will give you the badge. If you do it online we will deliver your badge in the next couple weeks.

