

RAHAB – WEEK 2 – JUNE 21–27



“GOD’S HEROES HAVE COURAGE!”



Welcome to SuperHero Training Camp Week 2! This week we will be learning about Rahab. You may never have heard of Rahab before, but she is in the lineage of Jesus (that means she was one of his great-great-great-great-great and lots more greats- grandmothers!). She was courageous and helped God’s people even before she knew exactly who God was. She had heard stories of God’s power and how He was helping the Israelites, so she decided to be courageous and help them because **God’s heroes have courage!** Her actions saved the Israelite spies and allowed them to capture the city of Jericho. When you read her story and do the other activities, think about how you can have courage for God. Ready? Let’s say it together...**God’s heroes have courage!**

Memory Verse for the Summer - Hebrews 12:1 NIRV

- ★ **Pre-School:** Let us keep on running the race marked out for us.
- ★ **Elementary:** A huge cloud of witnesses is all around us. So let us throw off everything that stands in our way. Let us throw off any sin that holds on to us so tightly. And let us keep on running the race marked out for us.

		Activity	
Required - Complete all	Scripture	Older kids - Read Joshua, Chapter 2 . (Parents - be prepared with the naming of Rahab’s profession in verse 1) Younger kids - Read Joshua 2:14-24 or find the story of Rahab in a <i>Beginner’s Bible</i> you may have.	
	Video	Watch Rahab and the Spies . Search YouTube for Rahab and the Spies by Saddleback Kids	
	Response Activity	Rahab had courage in a scary situation and God blessed her! Be quiet and ask God how He wants you to have courage. What is happening in your life right now that requires you to be courageous? Ask God to give you the courage you need.	
	Memory Verse Activity	Make a poster of the memory verse that you can hang somewhere for the whole summer to help you memorize it! Practice saying it with your eyes closed and see what you remember.	Supplies: Paper or poster board markers/crayons/glitter, anything to decorate!

<p>Optional - Complete at least Two Categories</p> <p>(i.e. game and snack OR craft and service)</p>	<p>Game Options</p>	<p>1 - Find the Spy Just as Rahab hid the spies, hide an object in a cup. Mix up the cup with several others for someone to find the one with the spy.</p> <p>2 - Hide and Seek Play a game of hide and seek. The person/people hiding are the spies and the seeker/s are the guards.</p>	<p>Supplies: Something small enough to hide in a cup. Several cups</p> <p>Supplies: At least 2 people (can be a parent and child)</p>
	<p>Craft Options</p>	<p>1 - Spies Climbing Down the Wall Using an empty paper towel roll, draw bricks to make it look like a wall. Draw and cut out people and attach to a piece of string. Loop the string through the length of the tube and make the spies climb up and down the wall by moving the string!!</p>  <p>2 - Rahab's House Print out the sheet to make Rahab's house. Use glue to assemble and attach a red string.</p>  <p><small>Crafting The Word Of God</small></p>	<p>Supplies: Paper towel tube Paper Scissors String</p> <p>Supplies: Printable sheet (Here) Scissors, glue and a piece of red string.</p> <p>(If you get this page from church we will have some supplies available if needed or you can set up a time to pick up supplies from the church this week)</p>

	<p>Snack Options</p> <p>1 - Walls of Jericho (Sweet) Using graham crackers and frosting, build the walls of Jericho. Use a piece of licorice or other type of rope candy to represent the rope that the spies used to climb out of the city.</p> 	<p>Supplies: 4-6 pieces of graham cracker 2 Tablespoons of frosting 1 Piece of licorice or other rope candy A couple of teddy grahams or other snack to represent the spies.</p>
	<p>2 - Walls of Jericho (Salty) Melt cheese or use a liquid cheese to make a mortar for the wall of Cheez-its.</p> 	<p>Supplies: Cheese Cheeze-Its</p>
	<p>Service Project Options</p> <p>1 - Encourage Write a note or tell someone on the phone something encouraging. This is your chance to show your courage by encouraging others.</p> <p>2 - Helping Hand Just as Rahab helped the spies, help someone in your house. Whether it is helping a sibling with something or a parent with something around the house.</p>	<p>Supplies: Paper and something to write with or just a way to communicate with someone else. (ie. a phone)</p> <p>Supplies: Your hands and a helping attitude!</p>

****Remember to “turn in” the work for the activities you do you can click and fill out the online form in your email or turn in your checklist to a teacher at church. You can upload pictures or videos of your fun, or just mark ‘done.’ We’d love to see what you do!**

If you turn it in at church we will give you the badge. If you do it online we will deliver your badge in the next couple weeks.