

INTRO– WEEK 1 – JUNE 14–20





“WE CAN BE GOD’S HEROES!”

Welcome to SuperHero Training Camp! This summer we will learn all about different heroes of the Bible. You may have heard about some of them, and some may be new to you! We'll learn a little bit about what they did, and about a trait we see in their lives. We'll be working on developing these traits in ourselves throughout the summer so that **we can be God's heroes**. This week, we'll be reading in Hebrews about many of God's heroes. Sometimes we call this part of scripture the "Hall of Faith." These are ordinary people that God used in big ways. God wants to use you -- and me -- and everyone in this world to bring His kingdom to this earth. He wants to let everyone on earth know how much He loves them! So, do you accept this mission? Are you ready to train to be a superhero for God? Say it loud....**We can be God's Heroes!** Let's get started!

Memory Verse for the Summer - Hebrews 12:1 NIRV

- ★ **Pre-School:** Let us keep on running the race marked out for us.
- ★ **Elementary:** A huge cloud of witnesses is all around us. So let us throw off everything that stands in our way. Let us throw off any sin that holds on to us so tightly. And let us keep on running the race marked out for us.

		Activity	
Required - Complete all	Scripture	Read Hebrews 11:1 - 40 (the whole chapter) Read it in your Bible or <i>The Jesus Storybook Bible</i> p. 12-17	
	Video	Watch Saddle Back - The Faithful Hall of Fame You can search YouTube for "Saddle Back – The Faithful Hall of Fame"	
	Response Activity	Try adding your family's story into Hebrews 11. Fill in the blanks: By faith, the _____ family..... (add in what God has done and what you want to see God do.) Thank God for how he has been active in your family so far and asking God to do those things you want him to do in the future.	
	Memory Verse Activity	Look up the memory verse and mark it in your Bible: Hebrews 12:1. Use a marker, a colored pencil, a book mark, etc. Listen to the memory verse song! Search YouTube - Hebrews 12:1 (Memory Verse Song) - Kidsong 2016	Supplies: marker, colored pencil or bookmark, something to mark in Bible

<p>Optional - Complete at least Two Categories</p> <p>(i.e. game and snack OR craft and service)</p>	<p>Game Options</p>	<p>1 - Super Duper Obstacle Course Hone your super hero skills on a tricky obstacle course. You can get ideas at www. https://playivities.com/obstacle-courses-for-kids/</p> <p>2 - Super Hero X-Ray Vision Reach your hands in the mystery bags and use your X-Ray vision to 'see' what's in the bag!</p> <p>Lots of other Super Hero Game Ideas Here</p>	<p>Supplies: Whatever you have to make an obstacle course in your yard! Hula hoops, balls, sprinklers, tunnels, cones, etc.</p> <p>Supplies: Brown paper bags Different items to place in bags</p>
	<p>Craft Options</p>	<p>1- Super Hero Glitter Slime</p>  <p>2- Super Hero Cuffs & Mask</p> 	<p>Supplies: 1 - <i>Slime (per batch)</i> 6 oz. of glitter or clear glue ½ T. baking soda 1-2 t. Of glitter 1 t. saline solution</p> <p>Supplies: Whatever you want to use to make your mask and cuffs! Suggestions - paper plates, toilet paper or paper towel rolls, felt, card stock, string, crayons, markers, etc.</p>
	<p>Snack Options</p>	<p>1 - Cheese Stick Super Hero</p>  <p>2 - Avengers Jello Treats</p> 	<p>Supplies: Cheese sticks Colored paper for cape Markers to draw face and mask</p> <p>Supplies: Different colors of jello depending on which super heroes you want to make Hot water Ice Clear cups</p>

	Service Project Options	<p>1 - Super Hero Letter Write a letter to someone in your life telling them why they are a super hero to you! Thank them for all they've done for you.</p> <p>2 - Super Hero Chalk the Walk Go decorate someone's driveway or sidewalk as a surprise and write a little note about why you think they are 'super!'</p>	<p>Supplies: Letter writing supplies</p> <p>Supplies: Sidewalk Chalk</p>
--	--------------------------------	---	--

****Remember to “turn in” the work for the activities you do you can click and fill out the online form in your email or turn in your checklist to a teacher at church. You can upload pictures or videos of your fun, or just mark ‘done.’ We’d love to see what you do!**

If you turn it in at church we will give you the badge. If you do it online we will deliver your badge in the next couple weeks.